



# Baptist Health South Florida

---

**Healthcare that Cares**

**Leveraging Analytics to Standardize  
Clinical Care and Reduce Cost of Care**

**September 24th, 2019**

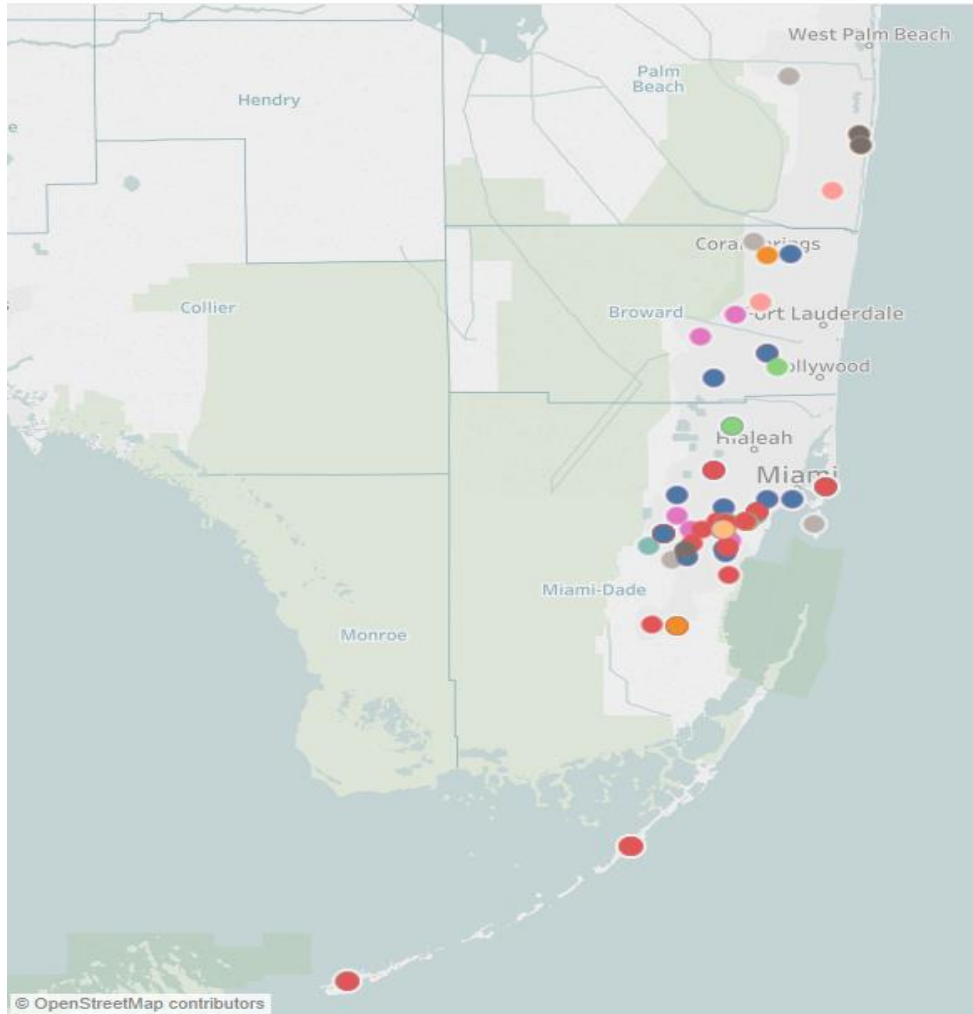
# Agenda

- Baptist Health Overview
- Overview of BHSF Analytics
- EBCC
- Role of Dimensional Insight in Supporting EBCC
- EBCC Accomplishments
- Future Dimensional Insight Analytics at BHSF
- Open Discussion



# Baptist Health Statistics

## BHSF LOCATIONS



## BHSF ENTITY COUNT

Hospitals	10
Diagnostic Imaging	21
Urgent Care	18
Urgent Care Express	5
Surgery Centers	5
Sleep Centers	6
Endoscopy Centers	10
ER Free Standing	1
Rehab Centers	8
Physician Practices	48
Miami Cancer Institute	1
MCVI	1
Baptist Executive Health	1



# Baptist Health Statistics

➤ Admissions .....	109,922
➤ Patient Days .....	671,871
➤ Births .....	15,007
➤ ED Visits .....	493,039
➤ Urgent Care Visits .....	331,457
➤ Total Surgical Cases .....	103,869
➤ International Patients .....	11,853
➤ Licensed Beds .....	2,251
➤ Physician Office Visits .....	334,856
➤ Medical Staff .....	4,000
➤ Employees .....	23,000+
➤ Charity Care and uncompensated services .....	\$339,000,000



# Centers of Excellence



**Miami Cancer  
Institute**

**BAPTIST HEALTH SOUTH FLORIDA**



**Miami Cardiac &  
Vascular Institute**

**BAPTIST HEALTH SOUTH FLORIDA**



**Miami Orthopedics  
& Sports Medicine Institute**

**BAPTIST HEALTH SOUTH FLORIDA**

Founded by:  Sports Medicine Institute



**Baptist Health  
Neuroscience Center**

**BAPTIST HEALTH SOUTH FLORIDA**



**Baptist Health  
Center for Robotic Surgery**

**BAPTIST HEALTH SOUTH FLORIDA**



# Mission & Vision

*Our mission is to improve the **health & well-being** of individuals in the communities we serve. We are committed to maintaining the **highest standards** of clinical and service excellence, rooted in utmost **integrity** and moral practice*

---

*Our vision is to become the **preeminent** healthcare provider in the communities we serve, the organization that people **instinctively** turn to for their healthcare needs. Baptist Health will be a national & international leader in healthcare **innovation**.*



# Baptist Health Strategic Imperatives

## Affordability

- Price competitiveness for payers and patients
- Identify and eliminate non value-added expenses
- Sustainability: change the way we do business

## Systemness

- Enterprise-wide view: current and future services
- Highest and best use of our assets
- Provide right service, right setting, right price

## Clinical Standardization

- Physician-led Collaborative Leadership
- Aligned Incentives
- Clinical programs with real-time data analytics

## Volume

- New Business Models
- Increased Risk
- Importance of Physician Alignment
- Smart Growth

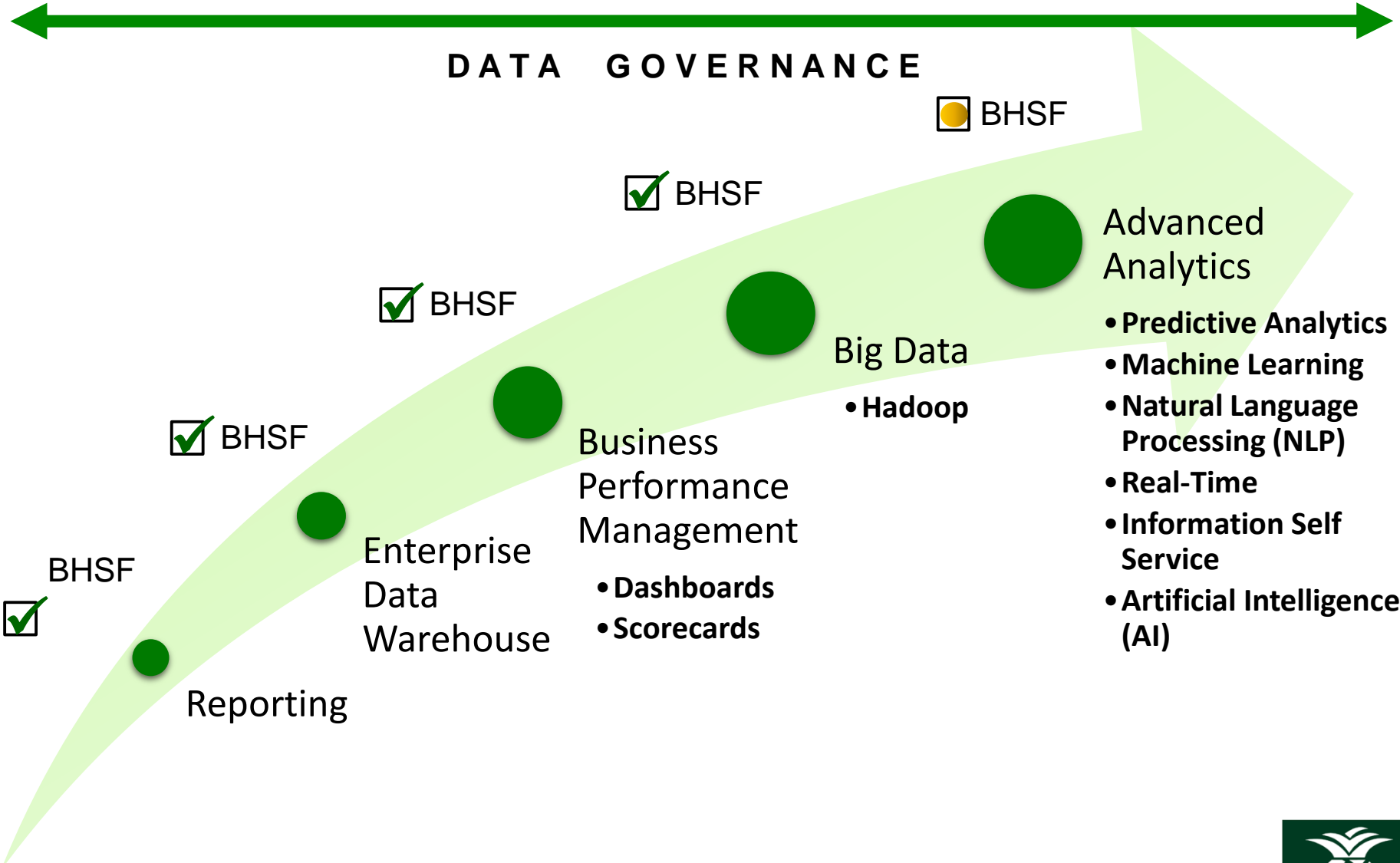


# BHSF Analytics

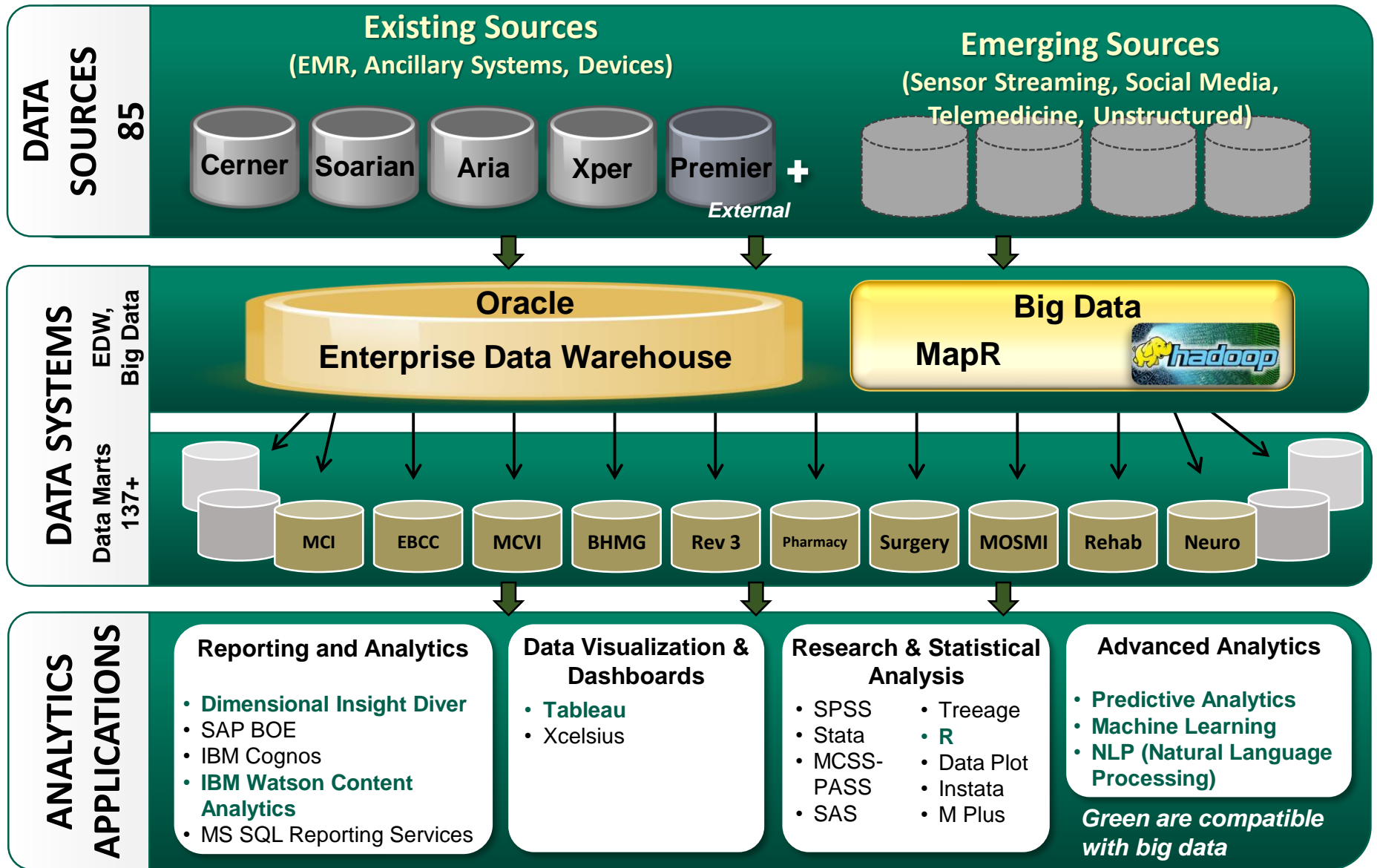




# BHSF Data Analytics Maturity Model



# BHSF Data Analytics Infrastructure





# BHSF EDW Data Sources: 85

Aria	ERS	OpenLink and Informatica B2B
3M HDM	Essentris	OPTIFLEX
Agility	FL Blue ACO Files	Pandora Pharmacy
AHRQ (Diver)	gGastro	Patient Scheduling
Allscripts EPSi	GMED (Globus Medical)	PeopleSoft FINPRD
AllScripts Home Care	GMED (Globus Medical)	PeopleSoft OBI
AMS Medical Oncology	Great Minds	Physician On Call
AMS Oncology EMR	HCLL Blood Bank	Plato
ANSOS One-Staff	HL7 ADT from OpenLink	PowerPath
AvMed ACO Files	Home Health	Premier
CareAware	HorizonLab	Progeny
CentralLogic	ImageNow	Proliance Construction
Centricity	Intranet Physician Directory	ProVation Medical
Cerner Invision PA and PM	JDA Parathon	Pyramis EKG
Cerner Millennium, Prod	Kronos	Quantum
Cerner Millennium, Test	LabVantage	QuadraMed
Cerner Soarian Clinical	Lawson	RapidComm Siemens Blood Gas
Cerner Soarian Financial	MagView Breast Imaging	RedCap
Chartlinks	MCI DoseEdge	RightPatient Biometric
Clairvia Clinical Acuity System	MCI Patient Tracker	SDE
Common Vocabulary Engine from	Medical Reconciliation	Siemens Pharmacy
Cerner EAD/LCR	MedSeek	Soarian DSS
eCareManager	Midas	Sovera HIM
Echo	Neodata Reporting application	Syngo Radiology
ED Call Tracker	NextGen	Teletracking
EDM	Nuance CDMP	T-System
eICU Replicated DB	Omnicell	Xper Cardiovascular
EPremis	OnCore Clinical Research	



# Evidence Based Clinical Care (EBCC)



# EBCC Mission & Vision

*To provide the structure and guidance for our organization in the design, adoption and implementation of relevant and up-to-date synthesized research based clinical pathways and protocols that can be measured real time across the entire episode of care; in order to eliminate clinical variation, improve patient safety and reduce cost.*

---

*Our vision is to ensure BHSF healthcare providers deliver care that is deliberate and coordinated across all services. EBCC is a system committee charged with reducing unnecessary variation in the care of patients with certain diagnoses. Develop and enforce system wide **policies** that are necessary to support the clinical care.*



# EBCC Physician Education Rollout Council Deliverables

- ✓ EBCC website now live on intranet page (external hyperlink being created “[goebcc.baptisthealth.net](http://goebcc.baptisthealth.net)”)
- ✓ Exclusive email MD DG-group created “**DG-BHSF EBCC**” →
- ✓ CME education will be available with every MS-DRG or pathway as it rolls out
- ✓ Power plan usage reports by MS-DRG and provider
- ✓ Entity specific educational needs assessment to target the specific provider groups for the MS-DRGs
- ✓ Entity specific operational assessment to identify operational gaps

The screenshot displays the Baptist Health South Florida intranet. The top navigation bar includes links for Employment, Online Resources, For Physicians, Our Volunteers, Nursing, and Locations. The main content area is titled 'Evidence Based Clinical Care (EBCC)' and features a 'Mission' and 'Vision' section. The 'Mission' states: 'To provide the structure and guidance for our organization in the design, adoption and implementation of relevant and up-to-date synthesized research based clinical pathways and protocols that can be measured real time across the entire patient episode of care, in order to eliminate clinical variation, improve patient safety and reduce cost.' The 'Vision' states: 'The Evidence based Care Committee will ensure that BHSF healthcare providers deliver care that is deliberate and coordinated across all services, based on the latest clinical evidence, to provide superior clinical outcomes while reducing cost. The Evidence Based Care Committee (EBCC) is a system committee charged with reducing unnecessary variation in the care of patients with certain diagnoses, processes that impact many diagnoses, and system wide policies that are necessary to support the clinical care.' Below the text is a photo of a healthcare professional smiling at a patient. A 'Home' button is visible below the text. The main content area is divided into a grid of 21 categories, each with an icon and a label: Anesthesiology, Cardiac & Vascular, Emergency Department, Gastroenterology, Hematology / Oncology, Hospitalists, Infectious Disease, Nephrology, Neurosciences, Obstetrics & Gynecology, Orthopedics, Pharmacy, Pulmonary, Sepsis, Surgery, Case Management, Clinical Education / CME, Committee Information, Policies & Procedures, and Resources / Newsletters.



# EBCC At-A-Glance

Evidence-Based Clinical Care At-A-Glance 9-July

	APR DRG	DESIGN								BHSF DEPLOYMENT
		Status	Kick-off	Sessions	Order sets	EBCC Final Approval	MEC Comment	Transfer Packet	CPSC	
Wave 1	Hip/ Knee Arthroplasty	●	C	6 of 6	C	C	C	C	C	11/1/2017
Wave 2	Heart Failure	●	C	6 of 6	C	C	C	C	C	1/30/2018
	C-Section	●	C	6 of 6	C	C	C	C	C	11/28/2017
	Spine	●	C	6 of 6	C	C	C	C	C	1/30/2018
	Hip Fracture	●	C	6 of 6	C	C	C	C	C	11/28/2017
	CABG	●	C	6 of 6	C	C	C	C	C	1/30/2018
	Sepsis	●	C	6 of 6	C	C	C	C	C	1/30/2018
Wave 3	CVA	●	C	6 of 6	C	C	C	C	C	2/20/2018
	Respiratory/Pneumonia	●	C	6 of 6	C	C	C	C	C	2/20/2018
	Bowel Procedure	●	C	6 of 6	C	C	C	C	C	12/1/2018
	UTI	●	C	6 of 6	C	C	C	C	C	4/2/2018
	Cellulitis	●	C	6 of 6	C	C	C	C	C	4/2/2018
	Vaginal Delivery	●	C	6 of 6	C	C	C	C	C	11/28/2017
Wave 4	Craniotomy	●	C	4 of 4	C	C	C	C	C	4/23/2018
	Lap Cholecystectomy	●	C	4 of 4	C	C	C	C	C	7/24/2018
	Knee l. leg and Upper Ext.	●	C	4 of 4	C	C	C	C	C	5/23/2018
	Foot/Toe Amputation	●	C	4 of 4	C	C	C	C	C	5/23/2018
	COPD	●	C	4 of 4	C	C	C	C	C	5/23/2018
	DVT	●	C	4 of 4	C	C	C	C	C	8/7/2018
	GI Hemorrhage	●	C	4 of 4	C	C	C	C	C	6/23/2018
	Renal Failure	●	C	4 of 4	C	C	C	C	C	8/7/2018
	PCI	●	C	8	C	C	C	C	C	9/25/2018
	AMI	●	C	8	C	C	C	C	C	9/25/2018
Cardiac Valves/TVRS	●	C	8	C	C	C	C	C	11/5/2018	
Wave 5	Leukemia	●	C	5 of 5	C	C	C	C	C	4/16/2019
	Seizures/Epilepsy	●	C	5 of 5	C	C	C	C	C	4/9/2019
	Stomach Procedures	●	C	4 of 4	C	C	C	C	C	6/18/2019
	Electrolyte Imbalances & Metabolic Disorders	●	C	5 of 5	C	C	C	C	C	4/30/2019
	Uterine Adnexa	●	C	4 of 4	C	C	C	C	C	10/23/2019
Respiratory Failure	●	C	5 of 5	C	C	C	C	C	3/6/2019	
Wave 6	Blood Utilization									
	Medical Back									
	Sickle Cell Anemia	●	C	3 of 3	Aug-19					
	Thrombocytopenia / Coagulation	●	IP	0 of 4	19-Jul					
	Lymphoma									
	Anemia Liver Disorders w/o cirrhosis									
<b>Key</b>		●	C	Completed	NA	Not Applicable				
	●	IP	In Progress	Pending	Pending as now					
	●	H	On Hold							



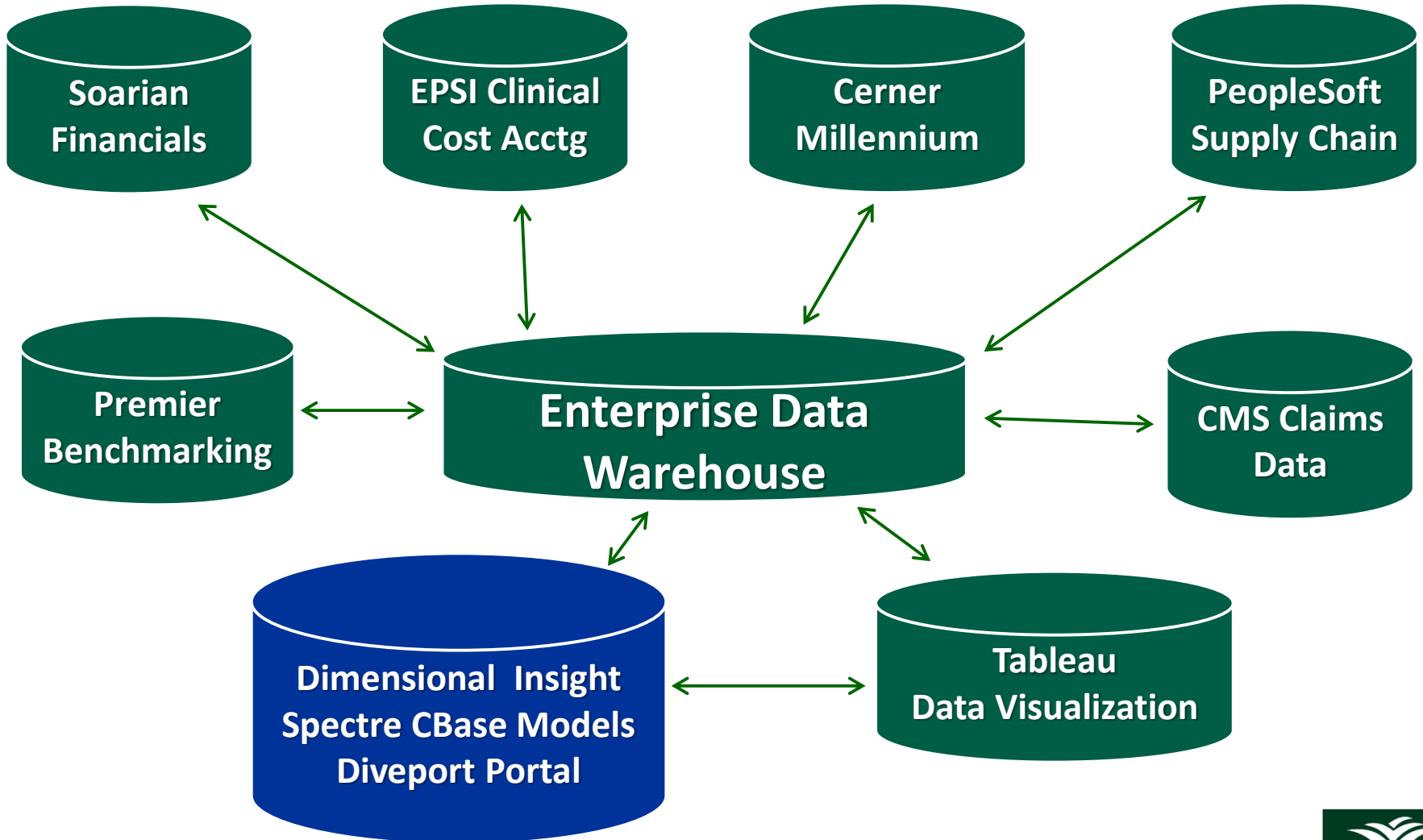
# Role of Analytics in Supporting EBCC

- Operational reports for day to day operations
- Integrate data from multiple data sources real time
- Generate actionable insights using quality, financial, and clinical metrics to monitor performance
- Monitor physician compliance of Order Sets





# EBCC Data Sources



# EBCC Core Functionality

- ✓ Executive Dashboard
- ✓ Monthly Trends
- ✓ Quality Data with National Benchmarks
- ✓ Profitability
- ✓ Cost and Utilization Detail
- ✓ Clinical Variability (KPIs)
- ✓ Physician Performance Scorecard
- ✓ Order Sets Compliance
- ✓ Consultant Utilization
- ✓ Training & Education
- ✓ HIM Coding Validation
- ✓ Severity of Illness (SOI) Detail



# Finding Variation and Cost Opportunity

EBCC and Analytics Integrity Committee members review MS-DRGs groupings for cost opportunity based on volumes, ALOS, and variable cost per case

Premier benchmark levels at the 50<sup>th</sup> & 75<sup>th</sup> percentile variable cost opportunities are used to further validate the data (2 standard deviation exclusion)

EBCC DivePort 7.0 portal reporting is updated as MS-DRG waves are defined for tracking outcomes



# WAVE – EBCC Group – DRG Mapping

Wave	EBCC Group	MS-DRG Code	MS-DRG Description
1	CJR	0469	MAJOR JOINT REPLACEMENT OR REATTACHMENT OF LOWER EXTREMITY W MCC
		0470	MAJOR JOINT REPLACEMENT OR REATTACHMENT OF LOWER EXTREMITY W/O MCC
2	C-Section	0765	CESAREAN SECTION W CC/MCC
		0766	CESAREAN SECTION W/O CC/MCC
	CABG	0231	CORONARY BYPASS W PTCA W MCC
		0232	CORONARY BYPASS W PTCA W/O MCC
		0233	CORONARY BYPASS W CARDIAC CATH W MCC
		0234	CORONARY BYPASS W CARDIAC CATH W/O MCC
		0235	CORONARY BYPASS W/O CARDIAC CATH W MCC
		0236	CORONARY BYPASS W/O CARDIAC CATH W/O MCC
	Heart Failure	0291	HEART FAILURE & SHOCK W MCC
		0292	HEART FAILURE & SHOCK W CC
		0293	HEART FAILURE & SHOCK W/O CC/MCC
	Hip & Femur	0480	HIP & FEMUR PROCEDURES EXCEPT MAJOR JOINT W MCC
		0481	HIP & FEMUR PROCEDURES EXCEPT MAJOR JOINT W CC
		0482	HIP & FEMUR PROCEDURES EXCEPT MAJOR JOINT W/O CC/MCC
	Sepsis	0870	SEPTICEMIA OR SEVERE SEPSIS W MV >96 HOURS
		0871	SEPTICEMIA OR SEVERE SEPSIS W/O MV >96 HOURS W MCC
		0872	SEPTICEMIA OR SEVERE SEPSIS W/O MV >96 HOURS W/O MCC
	Spinal PXs	0028	SPINAL PROCEDURES W MCC
		0029	SPINAL PROCEDURES W CC OR SPINAL NEUROSTIMULATORS
		0030	SPINAL PROCEDURES W/O CC/MCC
		0453	COMBINED ANTERIOR/POSTERIOR SPINAL FUSION W MCC
		0454	COMBINED ANTERIOR/POSTERIOR SPINAL FUSION W CC
		0455	COMBINED ANTERIOR/POSTERIOR SPINAL FUSION W/O CC/MCC
		0456	SPINAL FUS EXC CERV W SPINAL CURV/MALIG/INFECTION OR EXT FUS W MCC
		0457	SPINAL FUS EXC CERV W SPINAL CURV/MALIG/INFECTION OR EXT FUS W CC
		0458	SPINAL FUS EXC CERV W SPINAL CURV/MALIG/INFECTION OR EXT FUS W/O CC/MCC
		0459	SPINAL FUSION EXCEPT CERVICAL W MCC
		0460	SPINAL FUSION EXCEPT CERVICAL W/O MCC
		0471	CERVICAL SPINAL FUSION W MCC
		0472	CERVICAL SPINAL FUSION W CC
		0473	CERVICAL SPINAL FUSION W/O CC/MCC
		0518	BACK & NECK PROC EXC SPINAL FUSION W MCC OR DISC DEVICE/NEUROSTIM
	0519	BACK & NECK PROC EXC SPINAL FUSION W CC	
	0520	BACK & NECK PROC EXC SPINAL FUSION W/O CC/MCC	



# WAVE – EBCC Group – DRG Mapping

Wave	EBCC Group	MS-DRG Code	MS-DRG Description
3	Bowel PXs	0329	MAJOR SMALL & LARGE BOWEL PROCEDURES W MCC
		0330	MAJOR SMALL & LARGE BOWEL PROCEDURES W CC
		0331	MAJOR SMALL & LARGE BOWEL PROCEDURES W/O CC/MCC
		0335	PERITONEAL ADHESIOLYSIS W MCC
		0336	PERITONEAL ADHESIOLYSIS W CC
		0337	PERITONEAL ADHESIOLYSIS W/O CC/MCC
		Stroke	0061
	0062		ACUTE ISCHEMIC STROKE W USE OF THROMBOLYTIC AGENT W CC
	0063		ACUTE ISCHEMIC STROKE W USE OF THROMBOLYTIC AGENT W/O CC/MCC
	0064		INTRACRANIAL HEMORRHAGE OR CEREBRAL INFARCTION W MCC
	0065		INTRACRANIAL HEMORRHAGE OR CEREBRAL INFARCTION W CC OR TPA IN 24 HRS
	0066		INTRACRANIAL HEMORRHAGE OR CEREBRAL INFARCTION W/O CC/MCC
	0067		NONSPECIFIC CVA & PRECEREBRAL OCCLUSION W/O INFARCT W MCC
	0068		NONSPECIFIC CVA & PRECEREBRAL OCCLUSION W/O INFARCT W/O MCC
	0069		TRANSIENT ISCHEMIA
	Vaginal Delivery		0767
		0768	VAGINAL DELIVERY W O.R. PROC EXCEPT STERIL &/OR D&C
		0774	VAGINAL DELIVERY W COMPLICATING DIAGNOSES
		0775	VAGINAL DELIVERY W/O COMPLICATING DIAGNOSES
	Cellulitis	0602	CELLULITIS W MCC
		0603	CELLULITIS W/O MCC
	Kidney UTI	0689	KIDNEY & URINARY TRACT INFECTIONS W MCC
		0690	KIDNEY & URINARY TRACT INFECTIONS W/O MCC
	Other Kidney Urinary Tract DX	0698	OTHER KIDNEY & URINARY TRACT DIAGNOSES W MCC
		0699	OTHER KIDNEY & URINARY TRACT DIAGNOSES W CC
		0700	OTHER KIDNEY & URINARY TRACT DIAGNOSES W/O CC/MCC
	Respiratory Infections	0152	OTITIS MEDIA & URI W MCC
		0153	OTITIS MEDIA & URI W/O MCC
		0177	RESPIRATORY INFECTIONS & INFLAMMATIONS W MCC
		0178	RESPIRATORY INFECTIONS & INFLAMMATIONS W CC
0179		RESPIRATORY INFECTIONS & INFLAMMATIONS W/O CC/MCC	
0193		SIMPLE PNEUMONIA & PLEURISY W MCC	
0194		SIMPLE PNEUMONIA & PLEURISY W CC	
0195	SIMPLE PNEUMONIA & PLEURISY W/O CC/MCC		



# DivePort - EBCC Main

DRG Type	MS	EBCC Group	CJR	APR/M3 DRG Code-Deco	All Values (2)
APR Severity	All Values (4)	Financial Class	All Values (16)	EBCC Reporting Provider	All Values (47)
Admit Source	All Values (2)	Age Category	All Values (1)	Timeframe	Rolling 12 Months
Exclude ALOS Outliers	2 Std Dev Outliers	Benchmark	Premier 50th	Alert Comparison	Previous Year
Hospice Patients	All Values (1)	Rehab Patients	All Values (1)	Expired Patients	All Values (2)

[Select Hip-Knee Medical Condition](#)

Entity	CASES				ALOS				Premier 50th Benchmark	HCUP Benchmark
	Mar 2018	Mar 2017	Apr 2017 Mar 2018	Apr 2018 Mar 2017	Mar 2018	Mar 2017	Apr 2017 Mar 2018	Apr 2018 Mar 2017		
<a href="#">BHM</a>	285	261	268	271	2.71	2.68	2.77	2.68	2.68	2.68
<a href="#">DH</a>	282	262	271	267	2.68	2.68	2.70	2.68	2.68	2.68
<a href="#">HH</a>	3	11	8	8	2.68	2.68	2.68	2.70	2.68	2.68
<a href="#">MH</a>									2.70	2.68
<a href="#">SMH</a>	15	17	16	16	2.68	2.70	2.61	2.68	2.70	2.68
<a href="#">WKBH</a>	3	7	5	5	2.68	2.68	2.70	2.70	2.68	2.68
<a href="#">BHSF</a>	288	268	277	268	2.68	2.68	2.70	2.68	2.68	2.68

Entity	GM ALOS				TOTAL COST PER CASE				Premier 50th Benchmark	HCUP Benchmark
	Mar 2018	Mar 2017	Apr 2017 Mar 2018	Apr 2018 Mar 2017	Mar 2018	Mar 2017	Apr 2017 Mar 2018	Apr 2018 Mar 2017		
<a href="#">BHM</a>	2.68	2.68	2.68	2.67	\$21,176	\$21,188	\$21,277	\$21,188	\$21,188	\$21,176
<a href="#">DH</a>	2.68	2.68	2.68	2.68	\$21,188	\$21,187	\$21,211	\$21,188	\$21,188	\$21,176
<a href="#">HH</a>	2.68	2.68	2.68	2.70	\$21,176	\$21,188	\$21,188	\$21,188	\$21,188	\$21,176
<a href="#">MH</a>				2.70			\$21,188	\$21,176	\$21,176	\$21,188
<a href="#">SMH</a>	2.68	2.68	2.68	2.68	\$21,188	\$21,188	\$21,188	\$21,188	\$21,176	\$21,188
<a href="#">WKBH</a>	2.68	2.68	2.68	2.70	\$21,176	\$21,177	\$21,188	\$21,188	\$21,176	\$21,188
<a href="#">BHSF</a>	2.68	2.68	2.68	2.68	\$21,176	\$21,188	\$21,188	\$21,188	\$21,188	\$21,188

Entity	CASE MIX INDEX				VARIABLE COST PER CASE				Premier 50th Benchmark
	Mar 2018	Mar 2017	Apr 2017 Mar 2018	Apr 2018 Mar 2017	Mar 2018	Mar 2017	Apr 2017 Mar 2018	Apr 2018 Mar 2017	
<a href="#">BHM</a>	2.68	2.68	2.68	2.67	\$21,176	\$21,188	\$21,188	\$21,188	\$21,188
<a href="#">DH</a>	2.68	2.68	2.68	2.68	\$21,176	\$21,188	\$21,188	\$21,188	\$21,188
<a href="#">HH</a>	2.68	2.68	2.68	2.68	\$21,188	\$21,176	\$21,188	\$21,188	\$21,176
<a href="#">MH</a>				2.70			\$21,188	\$21,176	\$21,188
<a href="#">SMH</a>	2.68	2.68	2.68	2.68	\$21,176	\$21,188	\$21,188	\$21,188	\$21,176
<a href="#">WKBH</a>	2.68	2.68	2.68	2.70	\$21,188	\$21,188	\$21,176	\$21,188	\$21,188
<a href="#">BHSF</a>	2.68	2.68	2.68	2.68	\$21,188	\$21,188	\$21,188	\$21,188	\$21,188

# Provider Detail Analysis

Entity	All Values (6)	Patient Type	Inpatient	Joint Type	KNEE
APR Severity	All Values (4)	DRG Code - Desc	All Values (3)	Principal Proc Surgeon	All Values (32)
Financial Class	All Values (14)	Hospital Service	All Values (3)	Principal Procedure Code-Desc	All Values (27)
Principal DX Code - Desc	All Values (46)	Admit Source	All Values (2)	Age Category	All Values (1)
Hospice Patients	All Values (1)	Rehab Patients	All Values (1)	Expired Patients	All Values (1)
Fiscal Year	2019	<input type="button" value="Reset"/>			

Principal Proc Surgeon

Totals

	FY 2019 YTD				
	Cases	% Cases	# of Deaths	Variable Cost per Case	Total Cost per Case
Totals	188	100%	0	\$8,790	\$8,790
1001-1002-1003-1004-1005-1006-1007-1008	20	10.6%	0	\$8,110	\$8,110
1009-1010-1011-1012-1013-1014-1015-1016	27	14.3%	0	\$8,127	\$8,127
1017-1018-1019-1020-1021-1022-1023-1024	22	11.7%	0	\$8,100	\$8,100
1025-1026-1027-1028-1029-1030-1031-1032	18	9.6%	0	\$8,100	\$8,100
1033-1034-1035-1036-1037-1038-1039-1040	12	6.4%	0	\$8,100	\$8,100
1041-1042-1043-1044-1045-1046-1047-1048	12	6.4%	0	\$8,100	\$8,100
1049-1050-1051-1052-1053-1054-1055-1056	8	4.3%	0	\$8,100	\$8,100
1057-1058-1059-1060-1061-1062-1063-1064	8	4.3%	0	\$8,100	\$8,100
1065-1066-1067-1068-1069-1070-1071-1072	7	3.7%	0	\$8,086	\$8,086
1073-1074-1075-1076-1077-1078-1079-1080	8	4.3%	0	\$8,100	\$8,100
1081-1082-1083-1084-1085-1086-1087-1088	8	4.3%	0	\$8,100	\$8,100
1089-1090-1091-1092-1093-1094-1095-1096	8	4.3%	0	\$8,100	\$8,100
1097-1098-1099-1100-1101-1102-1103-1104	7	3.7%	0	\$8,100	\$8,100
1105-1106-1107-1108-1109-1110-1111-1112	11	5.9%	0	\$8,173	\$8,173

Variable Cost per Case vs Cases

Cost Measure Variable Cost per Case





# Account Details

Entity	BHM	DRG Type	MS	EBCC Group	CJR	APR/MS DRG Code-Desc	All Values (2)	APR Severity	All Values (4)
Financial Class	All Values (15)	EBCC Reporting Provider	All Values (27)	Hospital Service	All Values (3)	Principal DX Code - Desc	All Values (99)	Principal Procedure Code-Desc	All Values (73)
Admit Source	All Values (2)	Age Category	Adults (18+)	Timeframe	Rolling12_Months	Exclude ALOS Outliers	No Outliers Excluded	EBCC PowerPlan Flag	All Values (2)
Hospice Patients	No	Rehab Patients	No	Expired Patients	All Values (2)	<a href="#">Select Medical Condition</a>			

Entity: BHM  
 EBCC DRG Type: MS  
 EBCC Group: CJR  
 Age Category: Adults (18+)  
 Hospice Patients: No  
 Rehab Patients: No

Monday, August 5, 2019

Total Cases: 357



Entity	Account Number	Admit Date	Discharge Date	ALOS	APR/MS DRG Code-Desc	APR Severity	Principal DX Code - Desc	Principal Procedure Code-Desc	Discharge Status Code - Desc	Discharge Nurse Station	Variable Cost per Case	Total Cost per Case
<b>Subtotal</b>												
BHM	08/24/2018	08/27/2018	1.00	0470 - MAJOR HIP AND KNEE JOINT REPLACEMENT OR REATTACHMENT OF LOWER EXTREMITY W/O MCC	2 - Moderate	M17.12 - Unilateral primary osteoarthritis, left knee	0SRD0J9 - Replace of L Knee Jt with Synth Sub, Cement, Open Approach	06 - DISCH/TRANSF TO HOME W/ HOME HEALTH CARE	ONE	\$1,200	\$2,100	
	08/06/2018	08/07/2018	1.00	0470 - MAJOR HIP AND KNEE JOINT REPLACEMENT OR REATTACHMENT OF LOWER EXTREMITY W/O MCC	2 - Moderate	M16.11 - Unilateral primary osteoarthritis, right hip	0SR90JZ - Replacement of Right Hip Joint with Synth Sub, Open Approach	06 - DISCH/TRANSF TO HOME W/ HOME HEALTH CARE	ONE	\$1,200	\$2,100	
	09/26/2018	09/27/2018	1.00	0469 - MAJOR HIP AND KNEE JOINT REPLACEMENT OR REATTACHMENT OF LOWER EXTREMITY W MCC OR TOTAL ANKLE REPLACE	2 - Moderate	M16.12 - Unilateral primary osteoarthritis, left hip	0SRB04A - Replace L Hip Jt w Ceramic on Poly, Uncement, Open	01 - DISCHARGE TO HOME (ROUTINE)	ONW	\$1,100	\$1,900	
	11/15/2018	11/16/2018	1.00	0470 - MAJOR HIP AND KNEE JOINT REPLACEMENT OR REATTACHMENT OF LOWER EXTREMITY W/O MCC	2 - Moderate	M16.12 - Unilateral primary osteoarthritis, left hip	0SRB01Z - Replacement of Left Hip Joint with Metal, Open Approach	06 - DISCH/TRANSF TO HOME W/ HOME HEALTH CARE	ONE	\$1,200	\$2,100	
	07/02/2018	07/05/2018	1.00	0470 - MAJOR HIP AND KNEE JOINT REPLACEMENT OR REATTACHMENT OF LOWER EXTREMITY W/O MCC	1 - Minor	M16.11 - Unilateral primary osteoarthritis, right hip	0SR904A - Replace R Hip Jt w Ceramic on Poly, Uncement, Open	03 - DISCHARGED/TRANSFERRED TO SNF	ONW	\$1,000	\$1,800	
	07/18/2018	07/19/2018	1.00	0470 - MAJOR HIP AND KNEE JOINT REPLACEMENT OR REATTACHMENT OF LOWER EXTREMITY W/O MCC	1 - Minor	M16.11 - Unilateral primary osteoarthritis, right hip	0SR904A - Replace R Hip Jt w Ceramic on Poly, Uncement, Open	01 - DISCHARGE TO HOME (ROUTINE)	ONW	\$1,000	\$1,800	
	07/18/2018	07/19/2018	1.00	0470 - MAJOR HIP AND KNEE JOINT REPLACEMENT OR REATTACHMENT OF LOWER EXTREMITY W/O MCC	1 - Minor	M16.11 - Unilateral primary osteoarthritis, right hip	0SR904A - Replace R Hip Jt w Ceramic on Poly, Uncement, Open	06 - DISCH/TRANSF TO HOME W/ HOME HEALTH CARE	ONE	\$1,100	\$1,900	
	07/03/2018	07/05/2018	1.00	0470 - MAJOR HIP AND KNEE JOINT REPLACEMENT OR REATTACHMENT OF LOWER EXTREMITY W/O MCC	1 - Minor	M16.11 - Unilateral primary osteoarthritis, right hip	0SR904A - Replace R Hip Jt w Ceramic on Poly, Uncement, Open	06 - DISCH/TRANSF TO HOME W/ HOME HEALTH CARE	ONE	\$1,000	\$1,800	
	07/12/2018	07/16/2018	1.00	0470 - MAJOR HIP AND KNEE JOINT REPLACEMENT OR REATTACHMENT OF LOWER EXTREMITY W/O MCC	2 - Moderate	M16.12 - Unilateral primary osteoarthritis, left hip	0SRB04A - Replace L Hip Jt w Ceramic on Poly, Uncement, Open	06 - DISCH/TRANSF TO HOME W/ HOME HEALTH CARE	ONE	\$1,100	\$1,900	
	07/16/2018	07/17/2018	1.00	0470 - MAJOR HIP AND KNEE JOINT REPLACEMENT OR REATTACHMENT OF LOWER EXTREMITY W/O MCC	2 - Moderate	M16.11 - Unilateral primary osteoarthritis, right hip	0SR904Z - Replacement of R Hip Jt with Ceramic on Poly, Open Approach	06 - DISCH/TRANSF TO HOME W/ HOME HEALTH CARE	ONW	\$1,000	\$1,800	



# Patient Profile



Pat Profile Scroll

Itemized Charges, Payments and Adjustments

Itemized Charges with Cost

Discharge Medication List

<b>Entity</b>	BHM	<b>Financial Class</b>	HMO
<b>EMPI</b>		<b>Primary Insurance</b>	AVMED HMO 102 (102)
<b>Account Number</b>		<b>Total Charges</b>	\$ 26,351.00
<b>MRN</b>		<b>Total Payments</b>	\$ 26,351.00
<b>Gender</b>	Male	<b>Insurance Payments</b>	\$ 26,351.00
<b>DOB</b>		<b>Patient Payments</b>	\$ 0.00
<b>Patient Age</b>		<b>Expected Payment</b>	\$ 26,351.00
<b>Race</b>	2 - Black or African American	<b>Total Adjustment</b>	\$ 0.00
<b>Religion</b>	NONE	<b>Balance</b>	\$ 0.00
<b>ZipCode</b>	33033	<b>Total Costs</b>	\$ 26,351.00
<b>Hospital Service</b>	PAS - AM ADMIT SURGER	<b>Variable Cost</b>	\$ 10,000.00
<b>MDC</b>	08 - MS/Connective Tiss	<b>Fixed Costs</b>	\$ 16,351.00
<b>DRG</b>	0470 - MAJOR HIP AND KNEE JOINT REPLACEMENT OR REATTACH	<b>Direct Costs</b>	\$ 11,250.00
<b>Severity</b>	2 - Moderate	<b>Indirect Costs</b>	\$ 5,000.00
<b>ROM</b>	1 - Minor	<b>Patient Type</b>	Inpatient
<b>Admit Source</b>	Phys Or Self		
<b>Admit Date</b>	08/24/2018 6:13:00		
<b>Discharge Status</b>	06 - DISCH/TRANSF TO HOME W/ HOME HEALTH CARE		
<b>Discharge Date</b>	08/27/2018 15:59:00		
<b>Days</b>	3		

Physicians

Number	Physician Name	Physician Specialty	Physician Practice
0000	DR. JAMES M. BENTLEY	Internal Medicine	Joseph P. ...
0000	DR. CHRISTOPHER J. JOHNSON	Orthopedic Surgery	Joseph P. ...
0000	DR. CHRISTOPHER J. JOHNSON	Orthopedic Surgery	Joseph P. ...
0000	DR. JAMES M. BENTLEY	Orthopedics - Sports M	Joseph P. ...

Departments

Department Number	Dept Name	Charges	Variable Costs	Fixed Costs	Total Costs
47800	Acute Rehabilitatio	\$ 1,000.00	\$ 250.00	\$ 750.00	\$ 2,000.00
41270	Anesthesiology	\$ 1,200.00	\$ 300.00	\$ 900.00	\$ 2,400.00
43720	Echo/Stress Testin	\$ 400.00	\$ 0.00	\$ 400.00	\$ 800.00
43020	Laboratory - Supp	\$ 0.00	\$ 0.00	\$ 0.00	\$ 0.00
43030	Laboratory - Chem	\$ 100.00	\$ 0.00	\$ 0.00	\$ 100.00

Procedures

Seq	Procedure Type	Procedure Code	Procedure Description	PS	Procedure Date	Physician	Physician Specialty
1	ICD-10	0SRD0J9	Replace of L Knee Jt with Synth Sub,	Primary	08/24/2018	DR. CHRISTOPHER J. JOHNSON	Orthopedic Surgery

Diagnoses

SEQ	DX Code	DX Description	DX POA	PS
1	M17.12	Unilateral primary osteoarthritis, left knee	Y	Primary
2	D62	Acute posthemorrhagic anemia	N	Secondary
3	I10	Essential (primary) hypertension	Y	Secondary
4	J45.909	Unspecified asthma, uncomplicated	Y	Secondary

Discharge Medications (See Discharge Medication List tab for more detail)

Order ID	Order Date	Ordered As	Mnemonic
00000000	2018/08/23	ProAir HFA 90 mcg/inh inhalation aerosol	
00000000	2018/08/26	Eliquis 2.5 mg oral tablet	
00000000	2018/08/26	Roxicodone 5 mg oral tablet	
00000000	2018/08/26	Movantik 25 mg oral tablet	
00000000	2018/08/26	Ambien 10 mg oral tablet	



# Executive Dashboard

Financial Class: All Values (16) | EBCC Reporting Provider: All Values (47) | Admit Source: All Values (2) | Age Category: All Values (1) | Benchmark: Premier 50th

Exclude ALOS Outliers: No Outliers Excluded | Wave: All Values (6) | 1 | 2 | 3 | 4 | Unmapped | All Waves

Entity	CASES			Annualized 2018	Baseline 2017	Difference
	Oct 2017 Mar 2018	Oct 2016 Mar 2017	Difference			
BHM	3883	4038	-155	4883	3883	-1100
DH	3396	2852	1544	7198	3775	1180
HH	271	300	-129	402	400	-271
MH	7	6	1	2	6	-3
SMH	185	182	3	188	188	0
WKBH	151	220	-69	162	152	10
BHSF	3883	3883	0	3,883	3,792	-90

Entity	VARIABLE COSTS			Annualized 2018	Baseline 2017	Difference
	Oct 2017 Mar 2018	Oct 2016 Mar 2017	Difference			
BHM	\$6,338,276	\$6,392,880	\$-54,604	\$7,284,756	\$6,392,880	\$-89,124
DH	\$6,338,276	\$6,392,880	\$-54,604	\$6,711,238	\$6,408,814	\$-297,624
HH	\$277,862	\$277,247	\$-615	\$358,124	\$277,274	\$-81,150
MH	\$10,498	\$148,238	\$-137,740	\$24,812	\$148,238	\$-123,426
SMH	\$1,274,427	\$1,283,182	\$-8,755	\$1,428,884	\$1,193,772	\$-234,912
WKBH	\$474,887	\$380,482	\$-94,405	\$533,774	\$774,457	\$-240,683
BHSF	\$6,284,288	\$6,284,101	\$-187	\$7,284,288	\$6,284,287	\$-1

Entity	VARIABLE COST PER CASE			Premier 50th Benchmark
	Oct 2017 Mar 2018	Baseline 2017	Difference	
BHM	\$16,821	\$15,820	\$-1,001	\$6,413
DH	\$19,276	\$23,811	\$-4,535	\$6,413
HH	\$10,217	\$9,007	\$-1,210	\$6,413
MH	\$15,424	\$24,706	\$-9,282	\$11,882
SMH	\$10,287	\$7,048	\$-3,239	\$6,413
WKBH	\$3,142	\$1,729	\$-1,413	\$6,413
BHSF	\$16,487	\$16,486	\$-1	\$6,413

\*Costs updated through February 28th, 2018.

Entity	MODIFIED TOTAL COSTS			Annualized 2018	Baseline 2017	Difference	Target FY 2018
	Oct 2017 Mar 2018	Oct 2016 Mar 2017	Difference				
BHM	\$6,371,601	\$6,392,880	\$-21,279	\$6,284,288	\$11,798,385	\$-5,514,097	\$-22,798,211
DH	\$6,338,276	\$6,449,877	\$-111,601	\$6,284,288	\$7,361,777	\$-1,077,489	\$-6,836,746
HH	\$277,862	\$278,814	\$-952	\$756,532	\$1,271,885	\$-515,353	\$-6,374,527
MH	\$10,498	\$141,348	\$-130,850	\$24,812	\$141,348	\$-116,536	\$0
SMH	\$1,274,427	\$1,488,447	\$-214,020	\$1,288,884	\$2,393,811	\$-1,104,927	\$-6,374,498
WKBH	\$474,887	\$380,482	\$-94,405	\$1,193,883	\$1,888,412	\$-694,529	\$-6,193,817
BHSF	\$11,791,788	\$11,284,858	\$-506,930	\$12,284,287	\$24,776,482	\$-12,492,195	\$-48,288,218

Entity	MODIFIED TOTAL COST PER CASE			Premier 50th Benchmark
	Oct 2017 Mar 2018	Baseline 2017	Difference	
BHM	\$16,954	\$15,794	\$-1,160	\$6,413
DH	\$19,198	\$23,147	\$-3,949	\$6,413
HH	\$10,249	\$9,007	\$-1,242	\$6,413
MH	\$15,152	\$24,148	\$-8,996	\$11,882
SMH	\$10,287	\$7,048	\$-3,239	\$6,413
WKBH	\$3,142	\$1,729	\$-1,413	\$6,413
BHSF	\$16,288	\$16,286	\$-2	\$6,413

Entity	TOTAL COSTS			Annualized 2018	Baseline 2017	Difference	Target FY 2018
	Oct 2017 Mar 2018	Oct 2016 Mar 2017	Difference				
BHM	\$6,483,888	\$6,275,288	\$-208,600	\$12,284,288	\$16,483,117	\$-4,198,829	\$-22,798,211
DH	\$7,142,452	\$6,449,827	\$-702,625	\$14,284,288	\$12,888,276	\$-1,396,012	\$-6,836,746
HH	\$474,862	\$1,288,814	\$-813,952	\$277,862	\$1,847,885	\$-1,570,023	\$-6,374,527
MH	\$24,812	\$248,241	\$-223,429	\$24,812	\$248,241	\$-223,429	\$0
SMH	\$2,174,427	\$2,142,888	\$-31,539	\$4,427,288	\$6,288,411	\$-1,861,123	\$-6,374,498
WKBH	\$949,887	\$760,964	\$-188,923	\$1,888,483	\$1,888,412	\$-71	\$-6,193,817

Entity	TOTAL COST PER CASE			Premier 50th Benchmark
	Oct 2017 Mar 2018	Baseline 2017	Difference	
BHM	\$16,954	\$15,820	\$-1,134	\$6,413
DH	\$24,176	\$22,148	\$-2,028	\$6,413
HH	\$10,249	\$9,007	\$-1,242	\$6,413
MH	\$24,148	\$24,148	\$-0	\$11,882
SMH	\$10,287	\$7,048	\$-3,239	\$6,413
WKBH	\$3,142	\$1,729	\$-1,413	\$6,413

# Key Performance Indicators

Entity	All Values (6)	Joint Type	KNEE	APR Severity	All Values (5)	DRG Code - Desc	All Values (4)
Financial Class	All Values (14)	Principal Proc Surgeon	All Values (37)	Admit Source	All Values (2)	Age Category	All Values (1)
Benchmark	Mean/AVG - 50% (cohorts)	Hospice Patients	All Values (1)	Rehab Patients	All Values (1)	Expired Patients	All Values (1)
Fiscal Year	2019	<a href="#">Reset</a>					

### CASES

Patient Type	FY2018	OCT	NOV	DEC	JAN	FEB	MAR	APR	MAY	JUN	JUL	AUG	SEP	FY2019 YTD
<a href="#">Inpatient</a>	508	57	55	7	58	55	55	55	58	55	55			557
<a href="#">Outpatient</a>	508	78	75	55	58	58	58	57	58	75	57			578

### % OF CASES

Patient Type	FY2018	OCT	NOV	DEC	JAN	FEB	MAR	APR	MAY	JUN	JUL	AUG	SEP	FY2019 YTD
<a href="#">Inpatient</a>	49.2%	57.7%	55.1%	55.1%	55.2%	55.2%	55.2%	55.7%	57.2%	55.7%	55.2%			55.2%
<a href="#">Outpatient</a>	50.8%	42.3%	44.9%	44.9%	44.8%	44.8%	44.8%	44.3%	42.8%	44.3%	44.8%			44.8%

### VARIABLE COST PER CASE

Patient Type	FY2018	OCT	NOV	DEC	JAN	FEB	MAR	APR	MAY	JUN	JUL	AUG	SEP	FY2019 YTD	Bmark/Goal
<a href="#">Inpatient</a>	\$9,752	\$9,658	\$9,621	\$9,651	\$9,577	\$9,678	\$9,587	\$9,538	\$9,651	\$9,588	\$9,558			\$9,752	\$9,991
<a href="#">Outpatient</a>	\$9,584	\$9,574	\$9,588	\$9,587	\$9,482	\$9,582	\$9,582	\$9,557	\$7,485	\$7,888	\$7,588			\$9,588	

### TOTAL COST PER CASE

Patient Type	FY2018	OCT	NOV	DEC	JAN	FEB	MAR	APR	MAY	JUN	JUL	AUG	SEP	FY2019 YTD	Bmark/Goal
<a href="#">Inpatient</a>	\$19,282	\$17,488	\$17,281	\$19,288	\$17,587	\$17,588	\$19,272	\$19,588	\$17,582	\$19,587	\$17,788			\$19,788	\$16,318
<a href="#">Outpatient</a>	\$17,588	\$17,578	\$17,587	\$19,557	\$19,578	\$17,787	\$19,788	\$17,872	\$19,288	\$17,788	\$19,577			\$17,888	

\*Profitability available through January 2019 (6 month payment run out).

### TOTAL PAYMENT PER CASE

Patient Type	FY2018	OCT	NOV	DEC	JAN	FEB	MAR	APR	MAY	JUN	JUL	AUG	SEP	FY2019 YTD
<a href="#">Inpatient</a>	\$19,272	\$17,788	\$17,588	\$17,588										\$17,588
<a href="#">Outpatient</a>	\$19,588	\$19,588	\$19,587	\$19,588										\$19,588

### # OF DEATHS

Patient Type	FY2018	OCT	NOV	DEC	JAN	FEB	MAR	APR	MAY	JUN	JUL	AUG	SEP	FY2019 YTD
<a href="#">Inpatient</a>	2	2	2	2	2	2	2	2	2	2	2			2
<a href="#">Outpatient</a>	2	2	2	2	2	2	2	2	2	2	2			2





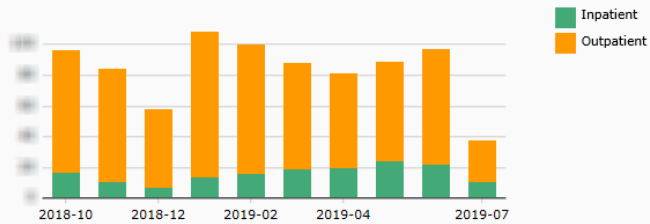




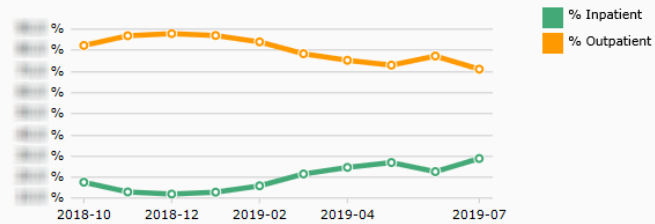
# Trends

Entity: All Values (6) Patient Type: All Values (2) Joint Type: KNEE APR Severity: All Values (5)  
 DRG Code - Desc: All Values (4) Financial Class: All Values (14) Principal Proc Surgeon: All Values (37) Admit Source: All Values (2)  
 Age Category: All Values (1) Hospice Patients: All Values (1) Rehab Patients: All Values (1) Expired Patients: All Values (1)  
 Fiscal Year: 2019 Reset

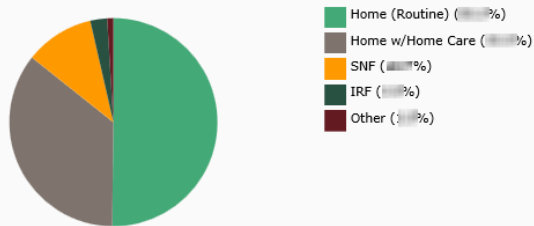
CASES BY PATIENT TYPE MONTHLY TREND



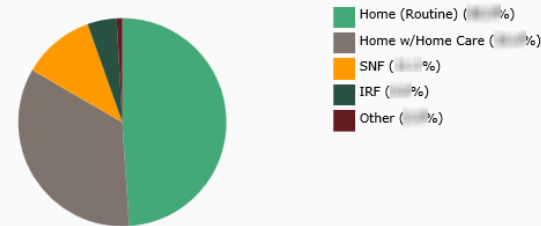
% CASES BY PATIENT TYPE MONTHLY TREND



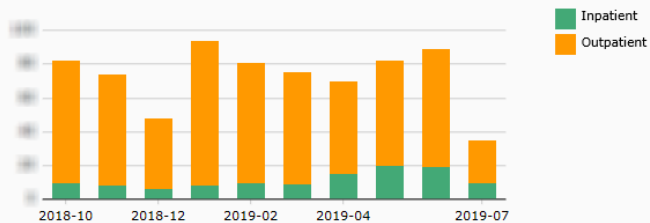
CASES BY DISCHARGE DISPOSITION FOR FY 2019



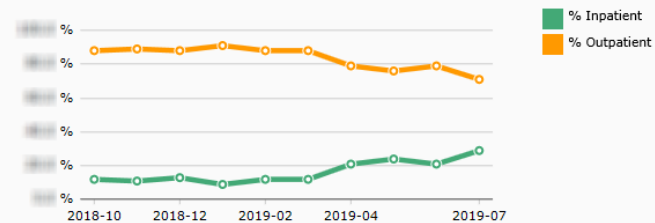
CASES BY DISCHARGE DISPOSITION FOR FY 2018



TRANEXAMIC ACID (TXA) CASES BY PATIENT TYPE (ELECTIVE ONLY)



% TRANEXAMIC ACID (TXA) CASES BY PATIENT TYPE (ELECTIVE ONLY)





# Order Sets – Cerner PowerPlans

EBCC PowerPlan Accuracy PowerPlan Compliance PowerPlan Counts PowerPlan Catalog PowerPlan Compliance - Admitting

CJR HIP/FEMUR FX C-SECTION VAG DELIVERY CHF SPINE CABG SEPSIS CELLULITIS STK PNEUMONIA UTI COPD/ASTH ARM/LEG FX FOOT/TOE GI HEMORRHAGE  
 LAP CHOLY DVT RENAL FAIL CRANIOTOMY AMI CARDIOGENIC VTE PULMONARY EMBOLISM COLORECTAL UTERINE ADNEXA RESP FAILURE ELECTROLYTE DISORDERS  
 LEUKEMIA SEIZURES % DX by ICD



Patient Type  EBCC Reporting Provider Specialty  Age Category  Start Month   
 Entity  EBCC Reporting Provider Practice  Benchmark  End Month   
 Admit Source

EBCC Reporting Provider

	Cases	Preop	Preop Pct	Postop	Postop Pct	ALOS	GM ALOS	Premier 50th Benchmark
<b>Subtotals</b>	1089	1089	99.9%	1087	99.8%	3.97	3.97	4.12
<a href="#">ALL VALUES (1089)</a>	1089	1089	99.9%	1087	99.8%	3.97	3.97	2.95
<a href="#">ALL VALUES (1089)</a>	1089	1089	99.9%	1087	99.8%	3.97	3.97	3.29
<a href="#">ALL VALUES (1089)</a>	1089	1089	99.9%	1087	99.8%	3.97	3.97	2.81
<a href="#">ALL VALUES (1089)</a>	1089	1089	99.9%	1087	99.8%	3.97	3.97	3.32
<a href="#">ALL VALUES (1089)</a>	1089	1089	99.9%	1087	99.8%	3.97	3.97	4.05
<a href="#">ALL VALUES (1089)</a>	1089	1089	99.9%	1087	99.8%	3.97	3.97	4.69
<a href="#">ALL VALUES (1089)</a>	1089	1089	99.9%	1087	99.8%	3.97	3.97	3.07
<a href="#">ALL VALUES (1089)</a>	1089	1089	99.9%	1087	99.8%	3.97	3.97	4.61
<a href="#">ALL VALUES (1089)</a>	1089	1089	99.9%	1087	99.8%	3.97	3.97	3.43
<a href="#">ALL VALUES (1089)</a>	1089	1089	99.9%	1087	99.8%	3.97	3.97	2.74
<a href="#">ALL VALUES (1089)</a>	1089	1089	99.9%	1087	99.8%	3.97	3.97	3.74
<a href="#">ALL VALUES (1089)</a>	1089	1089	99.9%	1087	99.8%	3.97	3.97	3.72
<a href="#">ALL VALUES (1089)</a>	1089	1089	99.9%	1087	99.8%	3.97	3.97	4.74
<a href="#">ALL VALUES (1089)</a>	1089	1089	99.9%	1087	99.8%	3.97	3.97	3.55
<a href="#">ALL VALUES (1089)</a>	1089	1089	99.9%	1087	99.8%	3.97	3.97	2.66
<a href="#">ALL VALUES (1089)</a>	1089	1089	99.9%	1087	99.8%	3.97	3.97	2.95
<a href="#">ALL VALUES (1089)</a>	1089	1089	99.9%	1087	99.8%	3.97	3.97	4.85
<a href="#">ALL VALUES (1089)</a>	1089	1089	99.9%	1087	99.8%	3.97	3.97	3.26
<a href="#">ALL VALUES (1089)</a>	1089	1089	99.9%	1087	99.8%	3.97	3.97	4.02
<a href="#">ALL VALUES (1089)</a>	1089	1089	99.9%	1087	99.8%	3.97	3.97	3.62
<a href="#">ALL VALUES (1089)</a>	1089	1089	99.9%	1087	99.8%	3.97	3.97	4.20
<a href="#">ALL VALUES (1089)</a>	1089	1089	99.9%	1087	99.8%	3.97	3.97	2.90
<a href="#">ALL VALUES (1089)</a>	1089	1089	99.9%	1087	99.8%	3.97	3.97	5.63
<a href="#">ALL VALUES (1089)</a>	1089	1089	99.9%	1087	99.8%	3.97	3.97	3.26



# Discharge Medications

Entity	All Values (6)	EBCC MS Group	CJR	DRG Code - Desc	All Values (2)	APR Severity	All Values (4)	
Financial Class	All Values (11)	EBCC Reporting Provider	All Values (25)	Admit Source	All Values (2)	Age Category	All Values (1)	
Order Status	All Values (4)	Order Mnemonic	All Values (297)	EBCC PowerPlan Flag	All Values (2)	Hospice Patients	All Values (1)	
Rehab Patients	All Values (1)	Expired Patients	All Values (2)	Reset	Start Month	2018-10	End Month	2018-12

EBCC MS Group: CJR

## Discharge Medications Report

Friday, August 2, 2019



Entity	Account Number	Order ID	Order Date	Order Time	Order Status	Order Mnemonic	Order As Mnemonic	Clinical Display Line
BHM			2018/11/16	13:50:34.0	Ordered	aspirin	aspirin 325 mg oral tablet	1 tabs, Oral, BID, # 60 tabs, 0 Refill(s), Maintenance
			2018/11/16	13:51:08.0	Ordered	oxyCODONE	Roxicodone 5 mg oral tablet	1 tabs, Oral, Every 4 hrs, PRN pain, moderate (scale 4-6), # 18 tabs, 0 Refill(s)
			2018/10/16	16:38:51.0	Discontinued	multivitamin with minerals	Celebrate Multivitamin	Daily, 0 Refill(s), Maintenance
			2018/10/16	16:39:33.0	Discontinued	Non-formulary medication (no c...	Magnesium	Magnesium, Oral, Daily, 0 Refill(s), Maintenance
			2018/10/22	11:23:24.0	Ordered	oxyCODONE	Roxicodone 5 mg oral tablet	1 tabs, Oral, Every 4 hrs, PRN pain, moderate (scale 4-6), # 18 tabs, 0 Refill(s)
			2018/11/14	11:11:51.0	Completed	ferrous sulfate	ferrous sulfate	325 mg, Oral, TID, 0 Refill(s), Maintenance
			2018/11/14	11:12:13.0	Discontinued	nitrofurantoin	nitrofurantoin	100 mg, Oral, Daily, 0 Refill(s), Maintenance
			2018/11/14	11:16:20.0	Ordered	omeprazole	omeprazole	40 mg, Oral, As Directed, PRN heartburn, 0 Refill(s), Maintenance
			2018/11/21	07:44:51.0	Completed	aspirin	aspirin 325 mg oral tablet	1 tabs, Oral, BID, # 60 tabs, 0 Refill(s), Maintenance
			2018/11/21	07:45:11.0	Completed	traMADol	Ultram 50 mg oral tablet	2 tabs, Oral, Every 6 hrs, PRN pain, severe (scale 7-10), # 24 tabs, 0 Refill(s)
			2018/10/03	16:35:07.0	Discontinued	docusate	Colace 100 mg oral capsule	1 cap, Oral, BID, PRN as needed for constipation, # 30 cap, 0 Refill(s)
			2018/10/03	16:35:10.0	Discontinued	aspirin	Ecotrin Adult Low Strength 81 mg oral delayed release tablet	1 tabs, Oral, Daily, # 60 tabs, 0 Refill(s), Maintenance
			2018/10/03	16:35:13.0	Discontinued	naproxen	naproxen 500 mg oral delayed release tablet	1 tabs, Oral, BID, # 60 tabs, 0 Refill(s)
			2018/10/03	16:35:15.0	Discontinued	omeprazole	omeprazole 40 mg oral delayed release capsule	1 cap, Oral, Daily, # 30 cap, 0 Refill(s), Maintenance
			2018/10/03	16:35:18.0	Discontinued	oxyCODONE-acetaminophen	Percocet 5/325 oral tablet	2 tabs, Oral, Every 6 hrs, PRN pain, moderate (scale 4-6), # 24 tabs, 0 Refill(s), Maintenance
			2018/10/04	08:02:58.0	Discontinued	oxyCODONE	oxyCODONE 5 mg oral tablet	2 tabs, Oral, Every 6 hrs, PRN as needed for pain, # 24 tabs, 0 Refill(s)
			2018/10/04	08:03:00.0	Discontinued	acetaminophen	Tylenol Extra Strength 500 mg oral tablet	2 tabs, Oral, TID, PRN as needed for fever, # 84 tabs, 0 Refill(s)
			2018/09/29	12:50:33.0	Ordered	losartan-hydrochlorothiazide	losartan-hydrochlorothiazide 100mg-12.5mg oral tablet	1 tabs, Oral, Daily, 0 Refill(s), Maintenance
			2018/09/29	12:52:43.0	Ordered	pancrelipase	Zenpep 25,000 units-85,000 units-136,000 units oral delayed release capsule	1 cap, Oral, TID, 0 Refill(s), Maintenance
			2018/10/03	16:33:02.0	Ordered	docusate	Colace 100 mg oral capsule	1 cap, Oral, BID, PRN as needed for constipation, # 30 cap, 0 Refill(s)
			2018/10/03	16:33:10.0	Ordered	aspirin	Ecotrin Adult Low Strength 81 mg oral delayed release tablet	1 tabs, Oral, BID, # 60 tabs, 0 Refill(s), Maintenance
			2018/10/03	16:33:14.0	Ordered	omeprazole	omeprazole 40 mg oral delayed release	1 cap, Oral, Daily, # 30 cap, 0 Refill(s), Maintenance

# What has EBCC Accomplished?



# What has EBCC Accomplished? (FY 2018 – 2019 YTD)



**77,335** Patients that qualified for an EBCC PowerPlan/Pathway

---



**181** MS-DRGs redesigned

---



**1,058** Providers educated

---



Redesigned **43** clinical pathways and **59** algorithms

---



Created **20** CMEs taken by over **854** Providers

---



Developed and deployed **129** PowerPlans

---



**187,074** EBCC PowerPlans used with an overall compliance rate of **82.8%**

---



Created/updated **32** policies, and **40** eWINKs.

---



# What has EBCC Accomplished? (FY 2018 – 2019 YTD)



**73%** reduction in blood product utilization in CJR patients from 2017 to 2019



More than **38%** improvement in discharging DVT patients home rather than admitting from 2017 to 2019



Minor severity cellulitis admissions decreased by **40.5%** from 2018 to 2019

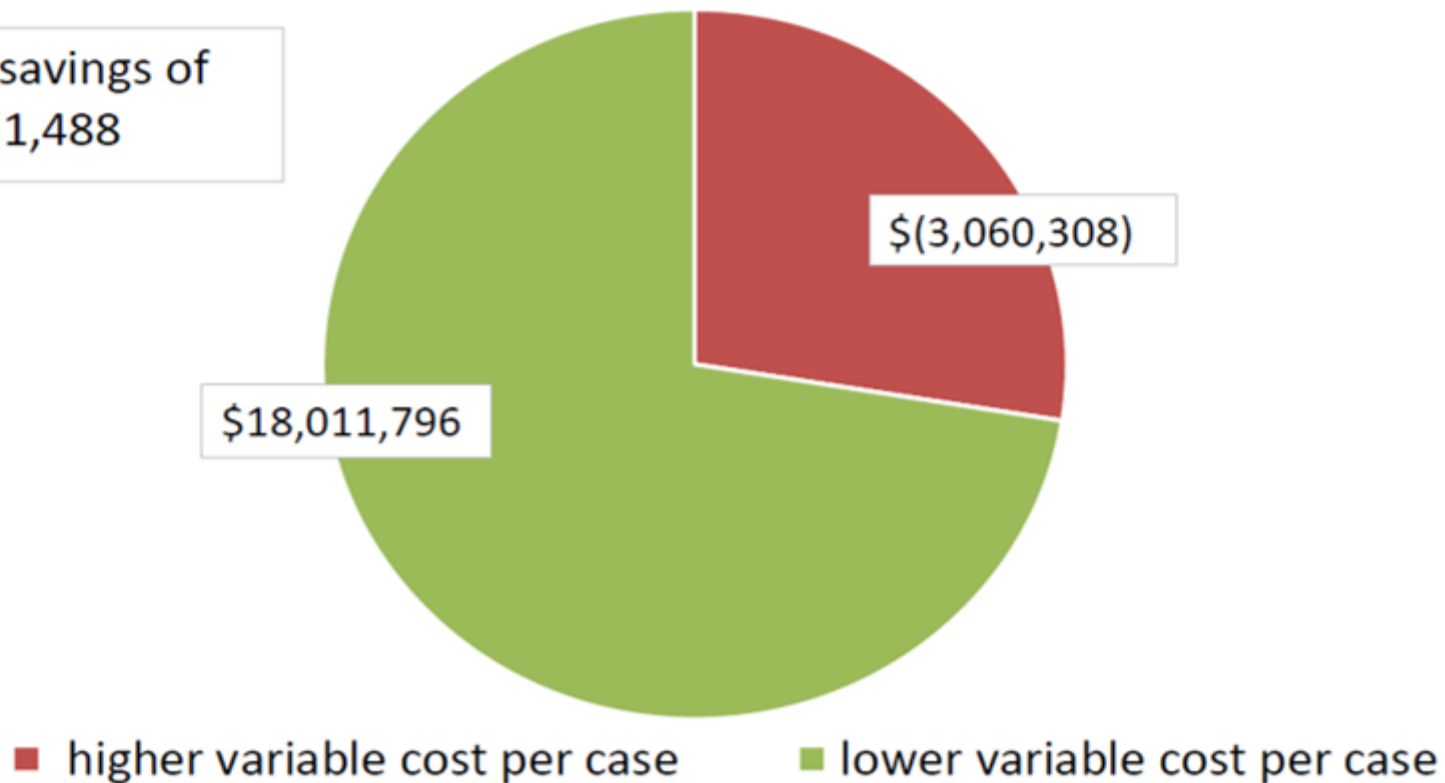


Variable cost per case reduction from prior year on **50%** of the MSDRGs, at the severity level, in waves 1-5



# Volume Adjusted EBCC 1:1 Match SOI MSDRGs Realization

For a total savings of  
\$14,951,488



Oct 17-May 18 and Oct 18-May 19

Excludes volume  $\leq 10$  Cases and adjusted for outliers (2STD)





# Next Steps

- *Move our Daily EBCC process from Weekly loads to daily loads*
- *Continue to develop clinical KPIs for each of the clinical areas identified with highest potential to decrease LOS, Cost and Variability of Care*
- *Implementing Measure Factory and Dimensional Insight Ambulatory Operations (Phase I)*
- *Physician Augmentation (Phase II)*
- *Implement real time data capture from our Cerner EMR.*
- *Develop real time alerts for clinical metrics*





# The "Ask"



© Scott Adams, Inc./Dist. by UFS, Inc.



# *Alicia M. d'Empaire*

*Chief Data Officer*

*Baptist Health South Florida*

*[aliciad@baptisthealth.net](mailto:aliciad@baptisthealth.net)*

*(786) 662-7659*

# *Nora Lissy*

*Director of Healthcare Information*

*Dimensional Insight*

*[nlissy@dimins.com](mailto:nlissy@dimins.com)*

*(781) 229-9111*

